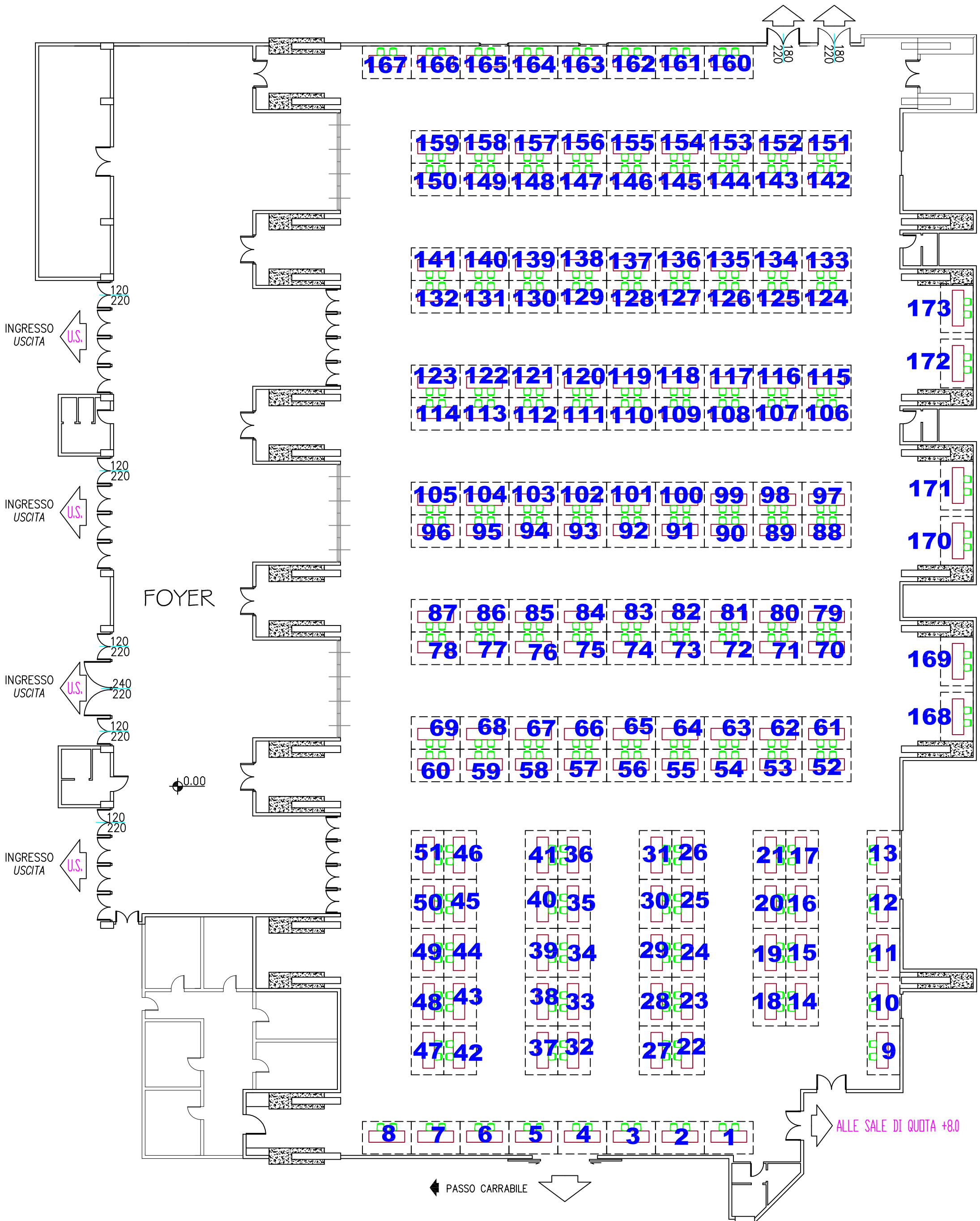


# PIANTA SALA GALLERY


Superficie totale: mq 2359+625 (foyer)  
173 TAVOLI

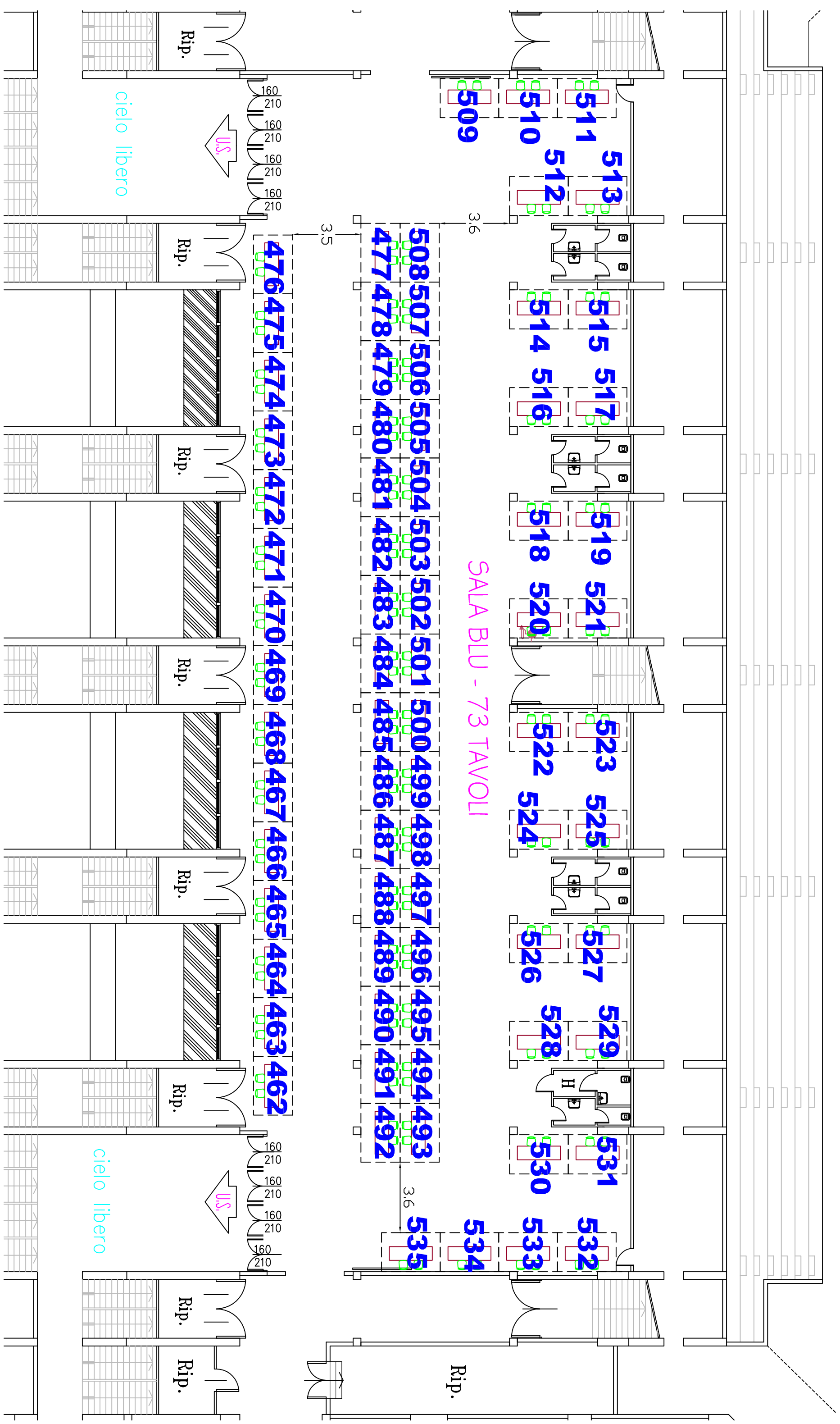
ALLA SALA PREMIUM



# PIANTA SALA PREMIUM

Superficie totale: mq 1712  
110 TAVOLI





SALA BLU - 73 TAVOLI

- 508 507 506 505 504 503 502 501 500 499 498 497 496 495 494 493
- 477 478 479 480 481 482 483 484 485 486 487 488 489 490 491 492

- 476 475 474 473 472 471 470 469 468 467 466 465 464 463 462

- 509
- 510 511 512 513
- 514 515 516 517 518 519 520 521 522 523 524 525 526 527 528 529 530 531 532 533 534 535

cielo libero

cielo libero

Rip.

Rip.

Rip.

Rip.

Rip.

Rip.

Rip.

Rip.



1.60 2.10 1.60 2.10 1.60 2.10 1.60 2.10

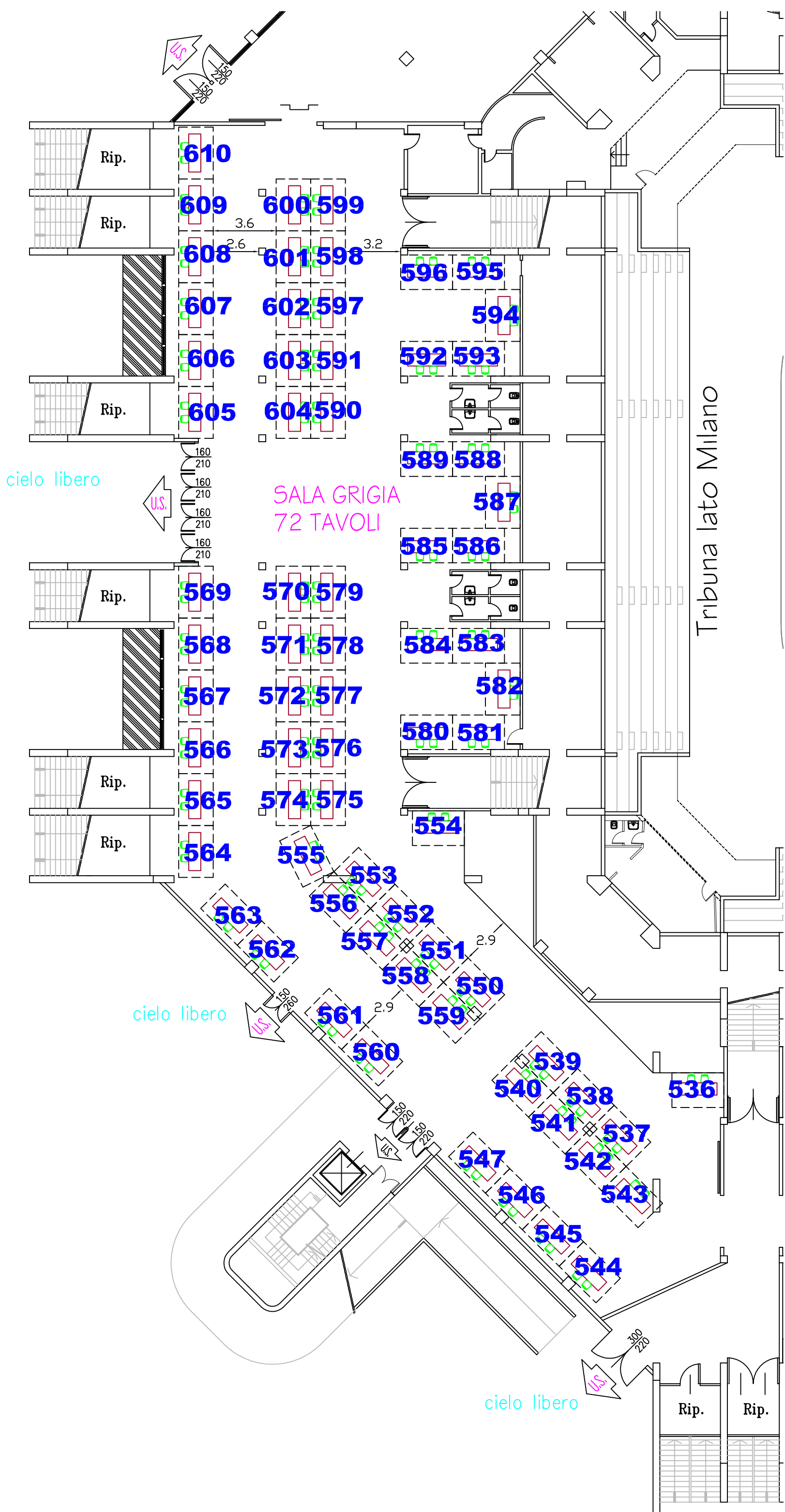
1.60 2.10 1.60 2.10 1.60 2.10

3.5

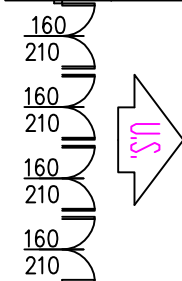
3.6

3.6

Rip.



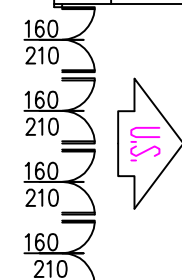
cielo libero



311 312 313 314 315 316 317 318 319 320 321 322 323 324 325

vetrate

cielo libero



SALA ROSSA - 74 TAVOLI

326 327 328 329 330 331 332 333 334 335 336 337 338 339 340 341  
357 356 355 354 353 352 351 350 349 348 347 346 345 344 343 342

38

36

